



# Dinky Di Service - Dinky Di Value

Phone: 1800 785 224

Fax: 1300 785 224

Email: sales@dinkydisheds.com.au

Web: www.dinkydisheds.com.au

ISSN 0011-0264



## DINKY DI AIRCRAFT HANGARS



MADE TO ORDER / LARGE OR SMALL

Erection services available for larger projects.



### "RAY'S WORKSHOP"

7.0m x 15m x 3.2m  
All Colorbond®  
Budget \$12,200  
Upgrade \$13,300

Cheaper Again in ZINCI! Don't pay Colorbond® prices for a Zincalume® Shed!



### "LITTLE LOCK UP"

6.0m x 9.0m x 3.0m  
Budget \$5,900 Upgrade \$6,200  
7.0m x 10m x 3.3m  
Budget \$7,380 Upgrade \$7,700  
7.5m x 12m x 3.0m  
Budget \$7,700 Upgrade \$8,000  
7.5m x 12m x 3.6m  
Budget \$8,800 Upgrade \$9,380



### "ATTRACTIVE CARPORTS"

Available in all sizes with either a gable roof in 5 different roof pitches or a flat roof style. This example is a 6m x 6m x 2.4m with the optional gable in-fill added.  
Only \$3,300



### "SUPER WORKSHOP"

12m x 30m x 48m  
Includes 2 x massive industrial roller doors, Zincalume® Sheeting, 10 Skylights, 2 pressed Steel Access Doors, 2 x Ventilators & more.  
Budget \$33,000  
Upgrade \$36,730



### "YOUR BARN - YOUR WAY"

We are the only company to offer fully adjustable dimensions for the entire structure. Adjustable widths, heights, pelmet drops, roof pitches, accessories - You name it. Our professional staff can assist you to design and engineer the barn of your dreams!



### "TRUCK PORTS"

6m x 18m x 4.2m  
Roof Only \$7,400  
Budget \$5,500

6.0m x 21m x 4.2m  
Roof Only \$8,700  
Budget \$6,000



### "7 BAY BIG BERTHA" WOW!

7.5m x 28m x 3.4m  
3 Enclosed Bays  
2 Roller Doors  
2 x Dinky Di Ultra Windows

Budget \$15,400  
Upgrade \$18,500  
Colorbond® \$20,000



### "ATTRACTIVE STORAGE"

As pictured in beautiful Colorbond.

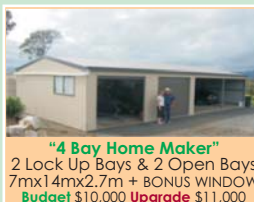
7.5m x 16m x 3.6m  
22 Degrees Roof Pitch  
8 Skylights & 2 Whirlybirds

Budget \$15,400  
Upgrade \$15,900



### Christmas Special!

Colorbond® Double Garage 4 Row of Purlins. Full width Roller Doors. Cheap at \$4,600 Delivered Most Areas!



### "4 Bay Home Maker"

2 Lock Up Bays & 2 Open Bays 7m x 14m x 2.7m + BONUS WINDOW  
Budget \$10,000 Upgrade \$11,000



### "8 Bay Beauty"

Including one lock-up bay 4m wide slider.  
Budget \$16,700  
Upgrade \$18,000



### "5 Handy Open Bays"

7.5m x 16m x 3.6m  
Budget \$8,600  
Upgrade \$9,200



12m x 24m x 6m Colorbond® Full Sliding Front, Split Leaf Sliding Door Assembly. Budget \$36,500 Upgrade \$38,600



### "5 Bay Multifunction Shed"

8m x 20m x 3.3m  
ZA Walls, CB Roof & Doors  
Budget \$15,000  
Upgrade \$15,600



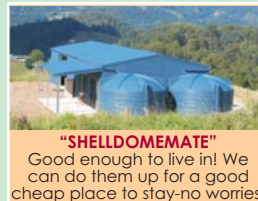
Call NOW for a REEL DEAL on Australia's Favourite Sheds!



12m x 24m x 6m with Shelter Bay one end-Colorbond®  
Budget \$44,000  
Upgrade \$52,700  
Even less for Zincalume®!



Don't pay too much for large Specialised Sheds! We can engineer & deliver large Heavy Duty Sheds at a fraction of the price of others. Heights to 8.0m



"SHELLDOMEMATE" Good enough to live in! We can do them up for a good cheap place to stay-no worries!



"Industrial Factory" 24m x 60m x 6.0m, 4 Huge Roller Doors, 1 Bay Mezz Floor  
\$135,000 Colorbond®

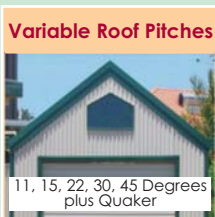
## Customize your shed with our Quality Accessories!



The only windows on the market specifically designed for shed insertion!



### Whirly Birds



### Variable Roof Pitches


11, 15, 22, 30, 45 Degrees plus Quaker



### Insulation



### Mezzanine Floors



### Skylights



Beam over 2 Bays on request

## Want to compare APPLES with APPLES?

Insist on 2009 Australian Steel Institute Compliance! Not all shed companies can offer that assurance!

Choose a *Dinky Di Shed* and **SHE'LL BE APPLES!**

## 3 SIDED OPEN FRONT FARM SHEDS

Easy BOLTED CONSTRUCTION with friendly assistance anytime. Erection services also available.

ENGINEERED TO LAST GENERATIONS. WE WILL NOT BE BEATEN ON PRICE OR QUALITY!

2 Bay Shed Examples			BUDGET	UPGRADE	3 Bay Shed Examples			BUDGET	UPGRADE	4 Bay Shed Examples			BUDGET	UPGRADE	5 Bay Shed Examples			BUDGET	UPGRADE
6.0 x 6.0 x 2.4	3.0m or 10'	3,430	3,600	6.0 x 9.0 x 2.7	3.0m or 10'	4,400	4,740	6.0 x 12 x 2.5	3.0m or 10'	5220	5500	6.0 x 15 x 2.7	3.0m or 10'	6,300	6,650				
6.0 x 6.0 x 2.7	3.0m or 10'	3,530	3,700	6.0 x 9.0 x 3.0	3.0m or 10'	4,640	4,800	6.0 x 16 x 2.7	4.0m or 13'	6590	6790	7.0 x 15 x 2.7	3.0m or 10'	6,880	7,300				
6.0 x 6.0 x 3.0	3.0m or 10'	3,730	3,860	7.0 x 9.0 x 3.0	3.0m or 10'	5,200	5,460	7.0 x 16 x 3.0	4.0m or 13'	7630	7980	7.0 x 17 x 3.3	3.4m or 11'	8,300	8,940				
6.0 x 6.0 x 3.3	3.0m or 10'	3,900	4,000	7.5 x 9.0 x 3.0	3.0m or 10'	5,400	5,590	7.5 x 12 x 3.3	3.0m or 10'	6750	7160	7.5 x 20 x 3.6	4.0m or 13'	10,210	11,111				
6.0 x 6.0 x 3.6	3.0m or 10'	3,460	4,300	7.0 x 12 x 3.6	4.0m or 13'	6,800	7,200	7.5 x 16 x 3.6	4.0m or 13'	7700	8370	9.0 x 20 x 4.0	4.0m or 13'	12,400	13,860				
6.0 x 9.0 x 3.0	4.5m or 15'	5,120	5,590	9.0 x 12 x 4.0	4.0m or 13'	8,420	9,400	9.0 x 24 x 3.6	6.0m or 20'	8740	9290	9.0 x 30 x 4.7	6.0m or 20'	18,610	20,560				
7.0 x 8.0 x 2.7	4.0m or 13'	4,600	4,800	9.0 x 18 x 4.3	6.0m or 20'	12,490	13,660	9.0 x 24 x 5.0	6.0m or 20'	14380	15980	12 x 15 x 3.8	3.0m or 10'	13,000	13,950				
7.0 x 8.0 x 3.0	4.0m or 13'	4,860	5,150	9.0 x 21 x 5.0	7.0m or 23'	15,900	17,500	9.0 x 24 x 5.0	6.0m or 20'	17000	19700	15 x 30 x 5.0	6.0m or 20'	30,700	36,500				
7.0 x 8.0 x 3.3	4.0m or 13'	5,060	5,250	12 x 18 x 5.4	6.0m or 20'	17,600	20,250	12 x 24 x 6.0	6.0m or 20'	21330	24500	15 x 35 x 5.4	7.0m or 23'	39,490	44,600				
7.0 x 8.0 x 3.6	4.0m or 13'	5,160	5,480					12 x 28 x 5.4	7.0m or 23'	24760	28700	20 x 30 x 6.0	6.0m or 20'	46,600	52,900				
7.5 x 8.0 x 3.6	4.0m or 13'	5,400	5,750																

6 Bay Shed Examples			BUDGET	UPGRADE	7 Bay Shed Examples			BUDGET	UPGRADE	8 Bay Shed Examples			BUDGET	UPGRADE	10 Bay Shed Examples			BUDGET	UPGRADE
6.0 x 18 x 2.7	3.0m or 10'	7,300	7,800	6.0 x 28 x 3.0	3.4m or 11'	10,590	11,200	8.0 x 24 x 3.0	3.0m or 10'	11500	12,100	7.5 x 30 x 3.6	3.0m or 10'	13,900	14,900				
6.5 x 20 x 3.0	3.4m or 11'	8,600	9,560	7.5 x 24 x 3.4	4.0m or 13'	11,480	12,500	7.5 x 26 x 3.3	3.2m or 11'	11760	12,600	7.5 x 40 x 3.6	4.0m or 10'	18,600	19,980				
7.0 x 21 x 3.3	3.5m or 11'	9,950	10,400	7.5 x 28 x 3.6	6.0m or 20'	13,200	14,250	7.5 x 30 x 3.6	3.75m or 12'	13900	14,980	12 x 60 x 6.0	6.0m or 20'	48,000	55,000				
7.5 x 24 x 3.6	4.0m or 13'	11,800	12,750	9.0 x 36 x 6.0	6.0m or 20'	26,200	29,100	7.5 x 48 x 4.8	6.0m or 20'	19200	21,580	15 x 80 x 6.0	8.0m or 26'	90,800	103,000				
9.0 x 24 x 4.2	4.0m or 13'	14,400	16,290	12 x 42 x 4.8	6.0m or 20'	32,490	36,760	9.0 x 32 x 4.8	4.0m or 10'	19700	21,500	20 x 60 x 6.0	6.0m or 20'	81,600	96,500				
9.0 x 36 x 4.5	6.0m or 20'	22,222	24,360	15 x 42 x 5.4	6.0m or 20'	44,900	51,000	15 x 48 x 6.0	6.0m or 20'	52700	59,750	30 x 60 x 6.5	6.0m or 20'	148,000	150,000				
12 x 36 x 4.8	6.0m or 20'	29,000	32,880	20 x 42 x 6.0	6.0m or 20'	62,680	70,600	20 x 48 x 6.0	6.0m or 20'	69900	78,900								
15 x 36 x 5.0	6.0m or 20'	36,900	43,120	35 x 56 x 7.0	8.0m for 26'	189,000	189,000												
15 x 48 x 6.0	8.0m or 26'	54,000	63,470																
15 x 42 x 5.4	7.0m or 23'	42,400	49,200																

Note: The prices on this page are an average. Local terrain, shielding, topography and intended use will be used to supply a precisely engineered shed for you.

## 3 SIDED OPEN GABLE FARM SHEDS You name the size and we'll do it!



This is a very economical way to get a large shed area, good wind and rain protection and an extra large opening. Dinky Di recommended upgrades are rated higher than current council regulations. We recommend the upgrade as a higher standard of engineering. This initiative is supported by the Cyclonic Testing Centre of Queensland's James Cook University, a world renowned authority on wind dynamics.

Wind Area	Reg A		Reg B		Cyclone	
	Budget:	Rec Upgrade:	Budget:	Rec Upgrade:	Budget:	Rec Upgrade:
12m x 15m x 5.3m	14,600	15,900	15,000	16,700	16,900	21,300
12m x 18m x 5.3m	17,000	18,400	17,500	19,500	19,900	26,500
12m x 24m x 5.3m	20,900	23,200	22,500	23,800	24,900	30,000
15m x 18m x 5.4m	21,500	22,250	21,900	24,900	24,900	32,900
18m x 15m x 4.5m	21,900	22,900	22,500	24,400	24,800	33,900
18m x 24m x 5.0m	32,800	34,800	33,000	36,600	38,000	52,600
20m x 50m x 5.0m	67,900	75,000				

Note: Your shed may cost less or more depending on how exposed your particular building site is to major weather events.

Phone: **1800 785 224**

Fax: 1300 785 224

Email: sales@dinkydisheds.com.au

web: www.dinkydisheds.com.au

